



**MEDAVITA**

*Blondie*

**Capsule collection**

**CUT AND COLOUR STEP BY STEP**

ETOILAGE

ANGEL  
BLONDE




# ANGEL BLONDE

## **CREATION OF HIGHLIGHTS**

Never Ending Blonde Advanced  
Powder 10 vol 1:2

---



# ANGEL BLONDE

## CREATION OF HIGHLIGHTS

Never Ending Blonde Creative  
Powder Plus 30 vol. 1:1,5

---



# ANGEL BLONDE

**HIGH IMPACT SHADE**

Choice Color non Color  
**9.02 + 0.00** 6 vol. 1:1

---



# ARTIC MIST

PERLAGE

Show blonde gel color  
**Artic Mist**

---



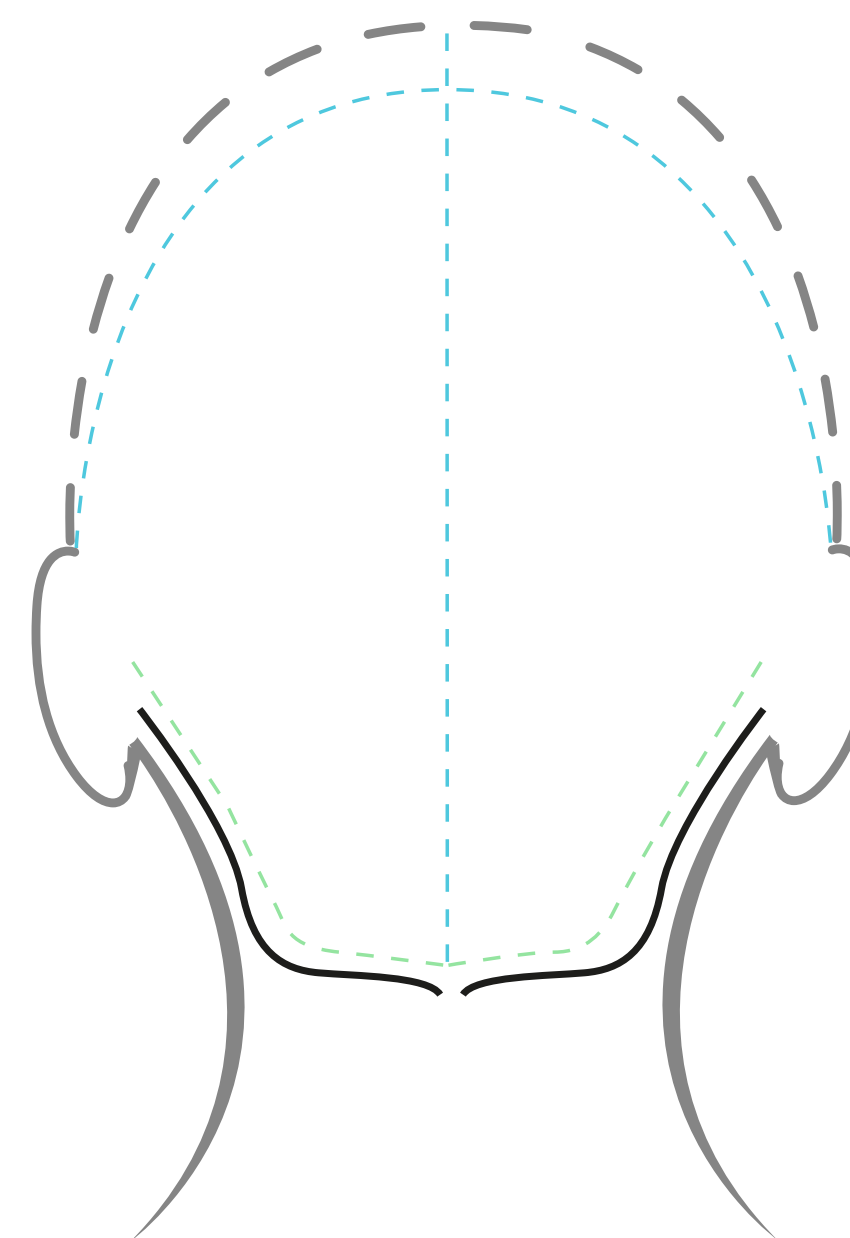
# CUT

## STEP BY STEP

**Mark out a central dividing line** that goes from the front hairline to the back hairline.

**Mark out a dividing line** that goes from ear to ear and through the crown.

---

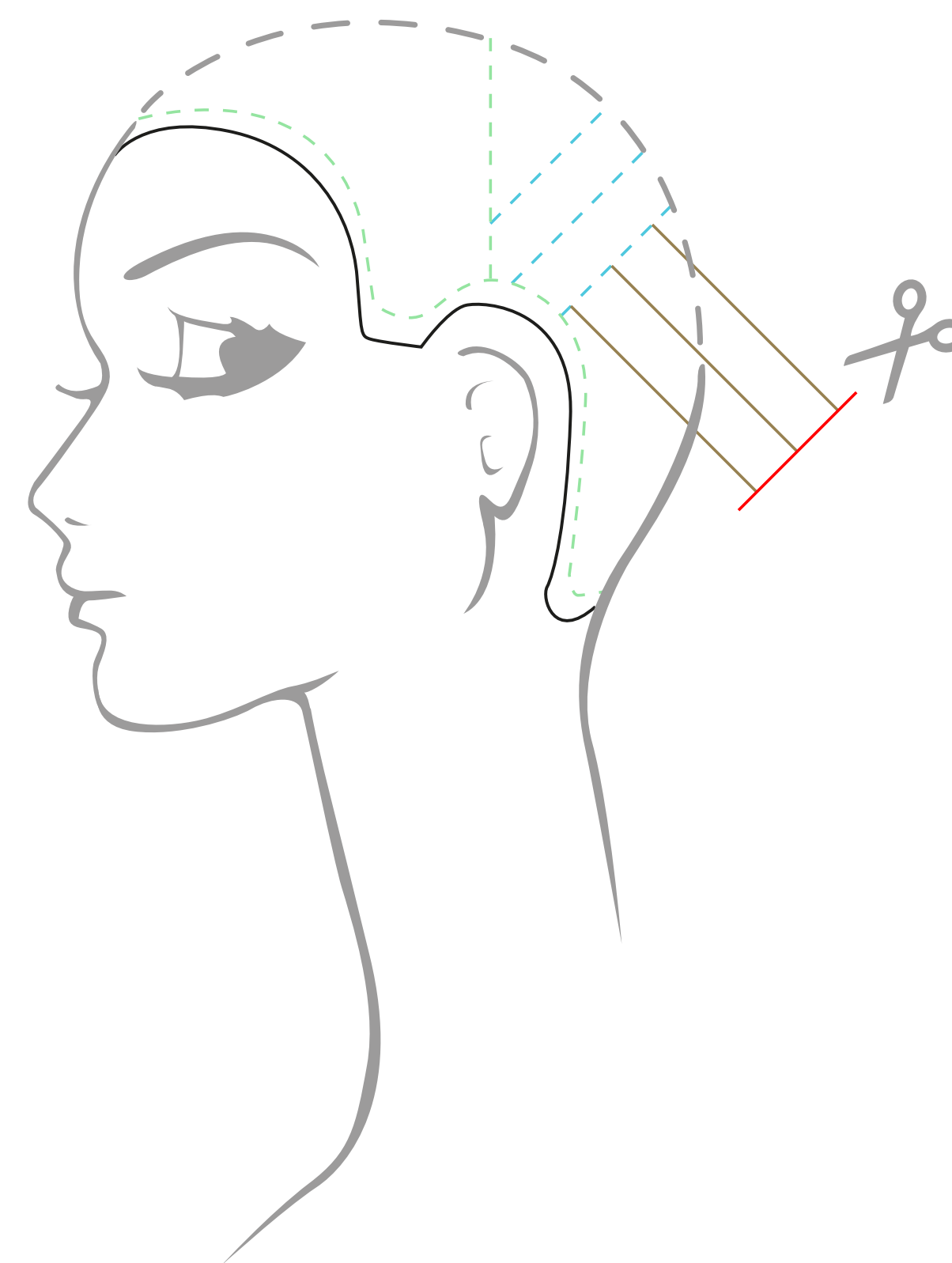


# CUT

## STEP BY STEP

Mark out two forwards diagonals from the occipital protuberance. Shifted distribution towards the centre, forwards diagonal cutting line, **CLUB CUTTING** technique. Proceed using a fixed guide line and repeat on the opposite side.

---





# CUT

## STEP BY STEP

Taking the central dividing line at the back as the reference point, distribute the front area with a shifted distribution. Slightly diagonal cutting line, **CLUB CUTTING** technique. Fixed guide line.

---

