

KERATIN MIRACLE

STEP BY STEP



MEDAVITA

KERATIN MIRACLE

STEP BY STEP

Before the service pre-cleanse hair with
“Pure chelating shampoo” then rinse
thoroughly.

Do not use any type of mask or other
product.



KERATIN MIRACLE

STEP BY STEP

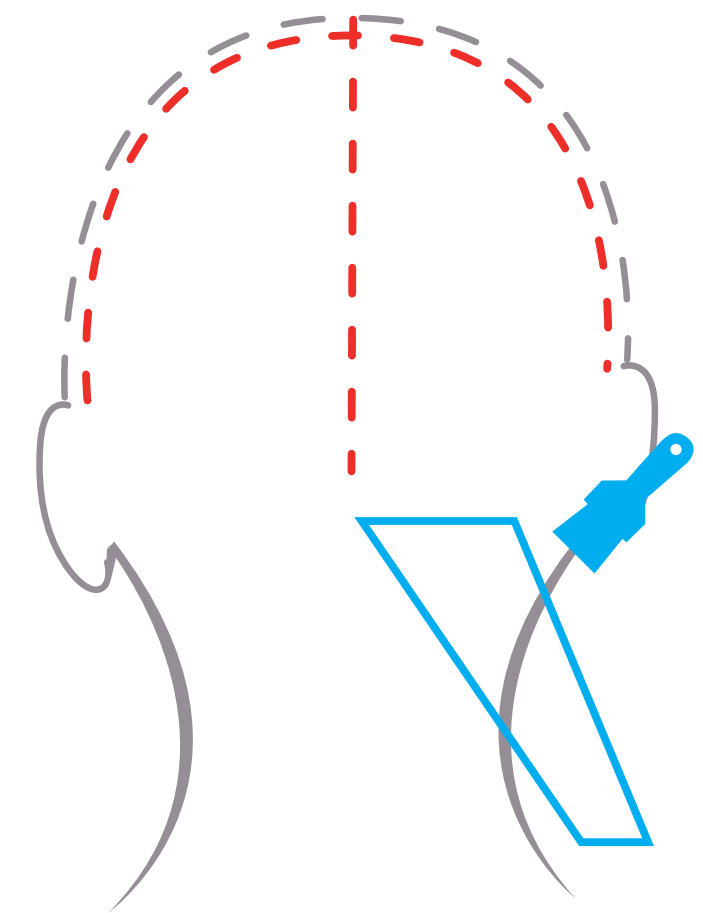
Remove any excess water and dry hair until 90% dry.

KERATIN MIRACLE

STEP BY STEP

Divide hair into four sections, two at the front and two at the back.

Starting at the back, apply the “**Miracle smoothing fluid**” onto the lengths and ends with a brush – strand by strand – keeping about 1/2 cm from the roots.

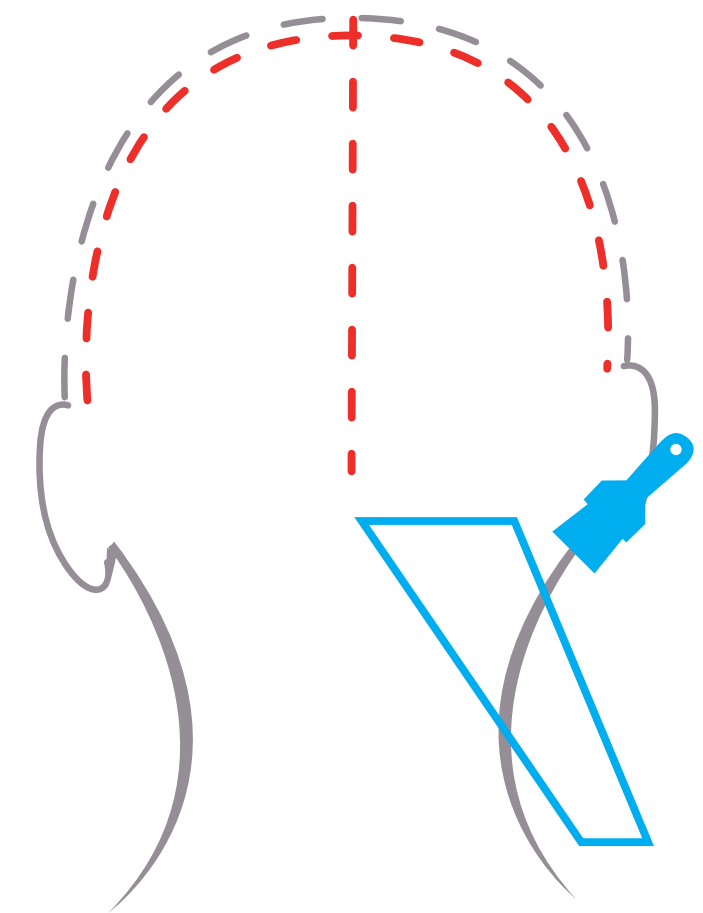


KERATIN MIRACLE

STEP BY STEP

Comb each strand with a fine tooth comb, ensuring they are smooth and straight.

Once applied, leave on for up to 30 minutes, depending on the desired result.



KERATIN MIRACLE

STEP BY STEP

Dry hair using a flat, wide tooth brush while keeping it smooth.

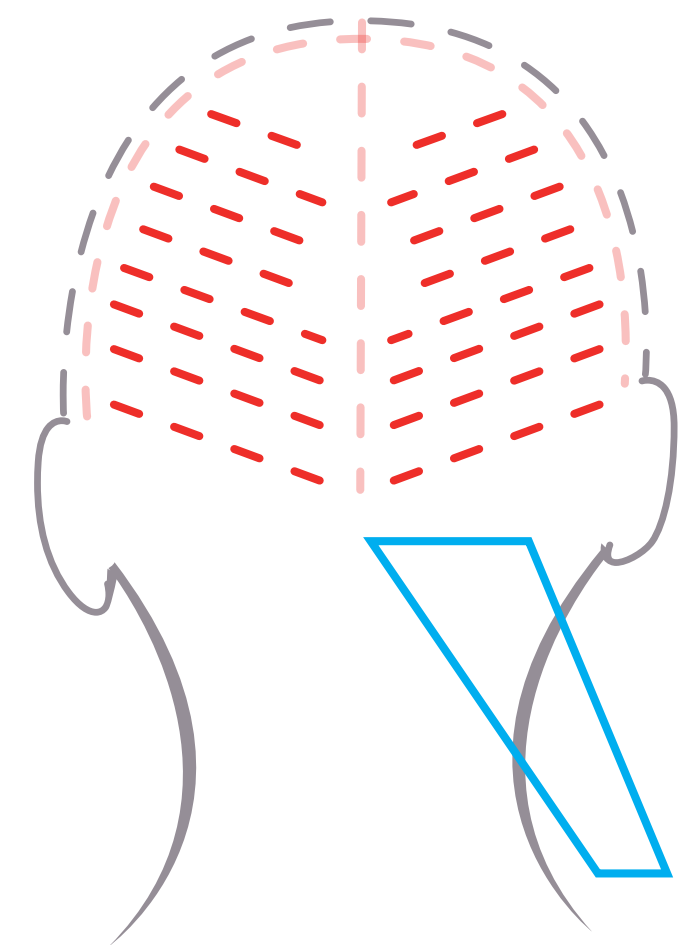
Do not use butterfly clips.

Once dry, use a round brush to set the style, if necessary.

KERATIN MIRACLE

STEP BY STEP

Next, straighten the hair with hair straighteners: work on strands no thicker than 2 cm thick, passing the straighteners quickly and cosecutively over each strand from root to tip, up to 15 times (minimum 7).



KERATIN MIRACLE

STEP BY STEP

On completing the previous step, allow hair to cool for about 10 minutes.

Keep hair smooth and do not tie back.

Rinse thoroughly with lukewarm water.

KERATIN MIRACLE

STEP BY STEP

Wash hair with post-treatment shampoo
“**Sleek hair shampoo**”.

Complete the service with the dedicated
mask “**Sleek hair mask**”, mixed with the
specific booster oil “**Liss magic drops**”



KERATIN MIRACLE

STEP BY STEP

After rinsing, you can customize with the
Show Blonde Gel Color that you want most
Then proceed with styling

KERATIN MIRACLE

STEP BY STEP

Style the hair, prepping it with the specific primer mousse **“Frizz over hair mousse”** (for medium and thin hair) and applying **“Smoothing thermo defence spray”**.

Next dry and smooth the hair, first with a brush and then – for optimal results – with hair straighteners.



KERATIN MIRACLE

STEP BY STEP

In case of thick hair,
complete the service, optimising results
with “**Go smooth hair foundation serum**”.





MEDAVITA